



PROVENIENCE GUIDE

Site SA-26-1

DATE S-30-79

card 1 of 12

FS	PROVENIENCE	TPQ	BONE BASE	TOP	BASE	ASSOCIATION
269	TR A Sec 1 Z1-L-1	Annular Ware	1	1.70	1.79	Span II
270	TR A Sec 3 Area 4	Ich B/W	1	1.79	1.87	early 17 th C.
271	TR A Sec 3 Area 6	cream- ware	1	1.81	1.84	late Span 1
272	TR A Sec 1 N 1/2 Z1, L-2	Puebla poly	1	1.79	1.90	17 th C.
273	TR A Sec 1 S 1/2 Z1-L-2	 Puebla poly	1	1.79	1.89	16th 17 th C.
274	TR A Sec 1 N 1/2 Z1-L-3	OS, aborig.	1	1.89	1.92	16 th -17 th C.
275	TR A Sec 1 Area 7	B/W Delft	1	1.88	2.00	Span 1
276	TR A Sec 1 S 1/2 Z1, L-3	Puebla poly	1	1.89	2.12	17 th C.
277	TR A Sec 1 Area 8	1 sm.	1	1.93	2.02	17 th
278	TR A Sec 3 Z2 , AREA 2	Ich B/W	1	1.77	1.88	early 17 th C.
279	TR A Sec 1 Z2 AREA 2 L-1	aborig	1	2.00	2.10	16 th -17 th C.
280	TR A Sec 3 Area 3	Ich. B/B	1	1.78	2.02	16 th C.
281	TR A, Sec 3, W 1/3 Z1-L-1	poly P-ware	1	1.71	1.79	mixed
282	TR A Sec 3 Area 5	white ware	1	1.83	2.32	Span II - 19 th C.
283	TR A Sec 3 Area 9	Columbia plan	1	1.87	2.04	16 th C * *
284	TR A Sec 3 middle 1/3 - Z1 L-1	Annular Ware	1	1.71	1.83	Span II
285	TR A Sec 3 E 1/3 Zone 1, L-1	annular Ware	1	1.71	1.83	17 th Span II




PROVENIENCE GUIDE

SA-26-1-1979

Card 2 of 12

FS #	Provenience	TPQ	Bone	TOP	BASE	ASSOCIATION
286	TRA, SEC 1 Z2, L-2	nail frag	mixed	210	2.21	—
287	TRA Sec 3 Z1, L-2	annular ware	1	1.83	1.93	Span II
288	TRA, sec 1 ZP2, L-3	building rubble	mixed	221	230	—
289	TRA, sec 1 PM3	1 aborg.	—	211	226	16 th
290	TRA, Sec 3 Ext.-Area 9	St. Johns	1	187	205	16 th c.
291	TRA Sec 3 Area 15	Brown salt glaze	1	186	197	Span I- 18 th
292	TRA Sec 3 Fen. 51- L-1	creamware (1 sherd)	1	1.86	1.96	Span II - 10 th
293	TRA Sec 3 PH 1	banded whiteware	1	1.96	2.13	14 th c.
(w) 294	TRA Sec 3 F. 51- L-2	mocha ware	1	1.96	2.07	Span II - 10 th
295	TRA Sec 3 Area 1	Wire Nail	3	1.77	2.38	Late 14 th Century
296	TR B sec 1 SW 1/4 Bone above zone 1	linoleum	1	1.56	1.62	modern
297	TRA Sec 3 Z1, L-3		1	1.93	2.03	
298	TR B Sec 1 Z1, L-1		3	1.62	1.75	
(w) 299	TRA Sec 3 F. 51 L-3	early painted pearlware	1	207	218	Span II
300	TR B, sec 1, W 1/2 Z-1, L-2	creamware 5-hole button	3	175-	185-	slightly disturbed Span I - 15 th
301	TR B Sec 1 W 1/2-Z1, L-3	1 plain pearlware	2	185	196	11




PROVENIENCE GUIDE

SA 26-1 1979

Card 3 of 12


FS#	Provenience	TPQ	Bone	Top	Base	Association
302 ^(w)	TRA Sec 3 Fea 51 L-4	early painted pearlwork ^(u)	1	2.18	2.28	Span II - 18 th
303	TRA Sec 3 Zone 2	Columbia plain	1	2.04	2.12	16 th
304	TRB Sec 1 Pm 1	no artifacts	mixed	1.98	2.02	17 th ?
305	TRB Sec 1 Pm 2	no artifacts	"	1.99	2.03	"
306	TRB Sec 1 Pm 3	no artifacts	"	1.98	2.01	"
307	TRB Sec 1 Pm 7	"	"	1.98	2.02	"
308	TRB Sec 1 Pm 8	iron	"	1.98	2.04	"
309 ^(u)	TRA Sec 3 Fea 51 L-1	early painted pearlwork	1	2.27	2.37	Span II - 18 th
310 ^(w)	Fea 51 L-5 TRA Sec 3	poly painted pearlwork	1	2.28	2.38	Span II
311	ATRB Sec 1 Area 11	aborig.	1	1.97	2.19	17 th
312	TRB Sec 1 Area 8	plain Faience	1 bag	1.98	2.13	17 th c.
313	TRB Sec 1 Area 12	aborig.	mixed	1.97	2.05	? 17 th
314	TRB Sec 1 Area 5	Abo poly	1 bag	1.98	2.12	17 th c. 1650+
315	TRB Sec 1 Pm 5	San marcos	mixed	1.97	2.05	?
316	TRB Sec 1 Pm 9	San marcos + dabs	1 mixed	2.12	2.23	16 th
317	TRB Sec 1 Area 6	slipware	1	1.97	2.17	Span I - 18 th



PROVENIENCE GUIDE

SA 26-1 1979
card 4 of 12

FS#	PROVENIENCE	TPQ	BONF	TOP	BASE	ASSOCIAT.
318	TR B Sec 1 AREA 10	1 son marcos	1	198	2.02	17th
319	TR. B Sec 1 Area 14	son marcos	1	197	2.13	11
320	TR. B Sec 1 Area 13	olive for dab	1	197	2.18	11
321	TR A Sec 3 zone 3	olive for dab	1	2.09	2.22	16th
322	TR B Sec 1 Area 7	olive for	1	197	2.08	16th-17th
323	TR B Sec 1 Area 4	son marcos	1	195	2.15	11
324	TR A Sec 3 PM 8	fine white margarine	-	2.09	2.18	16th-17th
325	TR B Sec 1 Area 15	poly. painted perimeter	1	198	2.09	19th (below area 1)
326	TR B Sec 1, w/2 PM 10	son marcos	mixed	197	2.04	16th-17th
327	TR A Sec 3 PM 7	no artifacts	1	2.13	2.21	
328	TR B Sec 1 w/2 PM 11	construction underground	-	197	2.09	16th-17th
329	TR. A. Sec 3 PM 6	cherted	1	2.15	2.20	
330	TR B Sec 1 Area 16	son marcos	1	197	2.11	
331	TR B Sec 1 w/2 PM 7-1	marcos	1	198	2.13	SPENT-16th




PROVENIENCE GUIDE

SA-26-1 1979

Card 5 of 12


Fs #	Provenience	TPQ	bone	top	base	association
(U) 332	TRA Sec 3 Fen 51 L-6	creamware	1	2.38	2.48	Sp. II
333	TRA Sec 3 Fen 54 L-2	annular ware	1	2.37	2.47	Sp. II
334	TRB Sec 1 Area 9	aboriginal	1	1.97	2.12	7 th c.
335	TRA Sec 3 North profile	glass	—	—	—	
336	TRA Sec 3 West profile	profile	—	—	—	
337	TR. B Sec 1 Area 18	San Marcos	1	2.12	2.20	16 th c.
338	TR B Sec 1 Area 17	mexican red	1	2.12	2.22	16 th c.
339	TR B, Sec 1, W 1/2 Z 3, L-1	aborig.	1	2.15	2.25	16 th
340	TRA Sec 3 Fen 54, L-3	annular ware	1	2.47	2.57	Sp. II
341	TR B, Sec 1, W 1/2 Z 3, L-2	San Luis poly.	1	2.25	2.35	17 th c.
342	TRA Sec 3 (W) F. 51, L-7	Early painted pearlware	1	2.48	2.58	Sp. II - 18 th
343	TRA Sec 3 Area 19		1	2.21	2.46	
344	TRB Sec 1 Fen. 56	Fluted edged creamware	1	1.85	2.29	British
345	TR B, Sec. 1 Pm 6	Transfer printed pearlware	1	1.97	2.35	disturbed 17 th c.
346	TR B Sec 1 W 1/2 Area 19	San marcos	1	2.29	2.39	16 th - 17 th c.
347	TR B, Sec 1 W 1/2 PPM 1	B/W delft	1	1.97	2.10	18 th (?)
348	TR B Sec 1 Area 2	iam c. porcelain	1	1.97	2.27	19 th c.
349	TR B Sec 1 Area 20	creamware	1	2.26	2.51	Disturbed Sp. I - 16 th



PROVENIENCE GUIDE

SA 261 1979
card 6 of 12

FS#	Provenience	TPQ	bone	top	base	association
350	TR A Sec 3 Fea 54 L-4	annular ware	1	2.54	2.70	Span II
351	TR A Sec 3 Fea 51 L-8	cream- ware	1	2.60	2.70	British
352	TR A Sec 3 Fea 54 L-5	early painted pearlw.	1	2.70	2.79	Span II ?
353	TR A Sec 3 Fea 51 L-9	gray b/w	1	2.70	2.80	Sp. II (well)
354	TR A Sec 3 Fea 54 L-6	poly. painted pearlware	1	2.79	2.89	Sp II.
355	TR A Sec 3 Area # 21	1 shell edge pearlware	1	2.46	2.88	disturbed in Span 1-17-18 ^m
356	Fea 51 L-10 TR A Sec 3	Annular ware	1	2.80	2.90	Sp. II
357	TR A Sec 3 Fea 55	4 plain pearlware	1	2.46	2.80	disturbed 16 ^m c.
358	TR A Sec 3 Fea 54 L-7	plain pearlware	1	2.90	2.98	Sp. II
359	TR A Sec 3 Fea 54 L-8	plain pearlware	1	3.98	3.08	Sp. II
360	TR A Sec 3 Fea 51 L-11	cream- ware	1	2.80	2.90	Sp II
361	TR A Sec 3 Fea 54 L-9	plain pearlware	1	3.08	3.19	Sp II
362	Fea 54 L 10	late hand stl. pearlware	1	3.19	3.37	Sp II
363	Fea 54 L-11	pearlware plain	1	3.37	→	Sp II
364	Area # 20	19 th c. 3 Crack	1	2.46	2.56	19 th c. Sp II



Provenience Guide

SA 261
1979
Cand 7 of 12

PS#	Provenience	TPQ	bone	YDR	BASE	Association
365	T.B. Sec I Fea. 56 B	Intense 1	leak	2.31	2.54	disturbed 19th sp. II 19th C. span II
366	T.B. Sec I Z3 lev. 3 w/2	clear glass	-	2.38	2.48	16th cent.
367	T.B. Sec I Z3 lev. 4 w/2	refined cattle.	-	2.48	2.58	16th C. disturbed?
368	T.B. Sec. 1. Ea. Rate	-	-	-	-	-
369	T.B. Sec. 1 w. profile	-	-	-	-	-
370	T.B. Sec. 1 N. profile	-	-	-	-	-
371	T.A. Sec 5 Z1 lev. 1 w/2	Intense invulsum	2	1.77	1.87	disturbed 19th span post 19th C. span II
372	T.A. Sec 5 Z1 lev. 2	ultra	1.87	1.97	1.97	19th C. h. post sp. II
373	T.A. Sec 5 Z1 L. 3 w/2	Intense plastic	1.66	1.97	2.05	disturbed 19th cat. 19th C. span II
374	T.A. Sec 5 PH 1	E. Hand P.	1	2.06	2.18	span II
375	T.A. Sec 5 area 2	annular ware	1.66	2.07	2.34	span II
376	T.A. Sec 5 PPH 2	Intense plain	1.66	2.09	2.48	Intense 16th - 17th C. (disturbed)?
377	T.A. Sec 5 Area 8	column. plain	1.66	2.08	2.35	16th cent.
378	T.A. Sec 5 area 1	annular ware	7/8	2.05	2.17	19th C. span II
379	T.A. Sec 5 PMY	San Marcos	mixed	2.11	2.52	16th C.
380	T.A. Sec 5 area 3	T. Print P.W.	1 clear	2.08	2.35	19th C. span II

PROVENIENCE GUIDE

FS #	PROVENIENCE	TPQ	bone	TOP	BASE	ASSOCIATION
387 381 ✓	Tr. A. Sec 5 Area 7	UID maj.?	1/1 clw	2.08	2.34	17th C. 38
382	Tr. A Sec 5 Pm1	annular ware	1	2.09	2.60	19th C. span II
383	Tr. A Sec 5 area 9	late H.P. Pearl	1	2.05	2.30	19th C. span II
384	Tr. A Sec 5 Area 10	Iron- stone	1/1 clw	2.07	2.33	19th Cent.
385	Tr. A Sec. 5 ppm 2	Poly Paint Pearl	1/1 clw	2.05	2.15	span II (16c. dist)?? Disturbed
386	Tr. A. Sec 5 Fea. 51 ^{compared} lev. 1	Plain Pearl	1/1 clw	2.09	2.25	16th C. disturbed.
387	Tr. A Sec. 5 areall	O.J	1	2.18	2.46	16th C.
388	Tr. A. Sec. 5 ppm 3	UTP US pot pearl majors	1	2.03	2.53	19th 17th C. 16 Disturbed C.
389	Tr. A Sec 5 Area 12	poly Paint Pearl	1	2.18	2.28	16th C. disturbed
* 390	Tr. A Sec 5 Area 4	Ironst	1/1 clw	2.08	2.37	14th cent
391	Tr. A. Sec 5 Area 13	Annular ware	4/1 clw	2.19	2.61	1st span per. 19th C. disturbed
392	Tr A Sec 5 Ext. Area 13	8/16 Jch delft	1/1 clw	2.61	2.89	17th C.? 16th
393	Tr A Sec 5 Z2 lev. 1	O.J	1/1 clw	2.19	2.27	16th Cent.
394	Tr A Sec 5 Zone 2 lev 2	mortar	1/1 clw	2.27	2.37	16th. Cent.
395	Tr. A Sec. 5 Fea. 57 lev. 2	Early Paint PW	1/1 clw	2.25	2.33	16th C. disturbed
396	Tr. A Sec 5 Fea. 57 lev. 3	yayal b/w	1/1 clw	2.33	2.43	16th C.

PROVENIENCE GUIDE

SA 26 1 1979
Card 9 of 12

FS#	PROVENIENCE	TPQ	loc	DP	BASE	ASSOCIATION
397	TRA Sec 5 Fea 60 L-1	Plain Faience	1	2.43	2.53	17th C.
398✓	TRA Sec 5 Fea 61 L-1	ICHTUK B/W	1	2.44	2.56	early 17th C.
399	TRA Sec 5 Fea 57 L-4	SAN MARCOS	1	2.47	2.54	16th C.
400	TRA Sec 5 PM 6	NO ARTIFACTS	1	2.45	2.51	16th C.
401	TRA Sec 5 Fea 60 L-2	Fine white Majolica	1	2.53	2.56	17th C.
402✓	TRA Sec 5 Fea 61 L-2	SAN MARCOS	1	2.54	2.64	17th C.
403	TRA Sec 5 Fea 67 L-5	SAN MARCOS	1	2.54	2.64	16th C.
404✓	TRA Sec 5 Fea 61 L-3	Fine white MAT.	1	2.68	2.79	16-17th C.
405✓	TRA Sec 5 Fea 60 L-3	DEFT B/W	1	2.69	2.79	17th C.
406✓	TRA Sec 5 Fea 61 L-4	DEFT B/W	1	2.79	2.89	17th C.
407✓	TRA Sec 5 Fea 60 L-4	DEFT B/W	1	2.79	2.89	17th C.
408✓	TRA Sec 5 Fea 61 L-5	ICHT. B/W	1	2.89	2.99	17th C.
409	TRA Sec 5 Fea 61	Just Soil Sample			2.99	—
410	TRA Sec 5 Fea 60 L-5	DEFT B/W	1	2.89	3.00	17th C.
411	TRA Sec 5 Fea 60 L-6	ICHT. B/W	1	3.00	3.06	17th C.
412	TRA Sec 5 Fea 66 L-1	SAN MARCOS	1	3.06	3.16	16th C.


check 411



PROVENIENCE GUIDE

SA 061 1979
Card 100/12


PS#	PROVENIENCE	TPQ	base	72P	BASE	ASSOCIATION
413	TRASCSS EXT. Fea.63/lev.1	0.5	1/100	2.53	2.68	16th C.
414	TRASCSS EXT. Fea.63/lev.1	0.5	1	2.74	2.81	16th C.
415	TRASCSS EXT. Fea.63/lev.2	PL.	1/100	2.68	2.80	16th C.
416	TRASCSS Fea.60/lev.7	0.5	1/100	3.06	3.16	16th C. 17th C.
417	TRASCSS Fea.60/lev.2	-	1/100	3.16	-	N/A
418	TRASCSS Fea.62/lev.1 (C)	0.5	1/100	2.74	2.84	16th C.
419	TRASCSS EXT. Fea.63/lev.1	1/100	1/100	2.80	2.90	16th C. 17th C.
420	TRASCSS EXT. Fea.62(A)/lev.1	0.5	1/100	2.74	2.81	16th C.
421	TRASCSS EXT. Fea.67/lev.6	PL.	1/100	2.67	2.77	16th C.
422	TRASCSS EXT. Fea.64/lev.1	1/100	1/100	2.53	2.66	18th C. 19th C.
423	TRASCSS Fea.63/lev.2	1/100	1/100	2.84	2.95	16th C.
424	TRASCSS EXT/Fea.67/lev.1	1/100	1/100	2.77	2.88	16th C. disturbed
425	TRASCSS EXT. Fea.62/lev.3	2/100	1/100	2.95	3.10	16th C.
426	TRASCSS EXT. Fea.67/lev.8	1/100	1/100	2.95	3.10	16th C. *
427	TRASCSS EXT. Fea.67/lev.9	0.5	1/100	3.10	3.25	16th C. cent
428	TRASCSS EXT. Fea.62/lev.4	1/100	1/100	3.10	3.25	16th C.



REVENIENCE GUIDE

SA 961 1979
Cand 11/12

PS#	PREVENIENCE	TRP	base	TOP	BASE	ASSOCIATION
429	TR A Sec 5 + EXT.	Scanto	1	3.25	—	16th G.
430	TR A Sec 5 EXT.	TR A Sec 5 EXT.	1	3.16	—	16th G.
431	TR A Sec 5	Late hand painted	1	2.30	—	17th G. SP. II
432	TR A Sec 5 EXT.	TR A Sec 5 EXT.	0	—	—	18th G. SP. I
433	TR A Sec 7	Area -	1	2.42	2.55	18th G. SP. I
434	TR A Sec 7	Puebla	1	2.45	2.82	17th G.
435	TR A Sec 5 EXT.	TR A Sec 5 EXT.	0	—	—	18th G.
436	TR A Sec 7	TR A Sec 7	1	2.44	2.59	—
437	TR A Sec 7	TR A Sec 7	1	2.45	2.65	—
438	TR A Sec 7	TR A Sec 7	1	2.42	2.47	17th G.
439	TR A Sec 7	TR A Sec 7	1	2.40	2.74	17th G.
440	TR A Sec 7	TR A Sec 7	0	2.46	2.75	17th G.
441	TR A Sec 7	TR A Sec 7	1	2.43	2.52	17th G. SP. II
442	TR A Sec 7	TR A Sec 7	1	2.47	2.64	17th G.
443	TR A Sec 7	TR A Sec 7	1	2.40	2.77	17th G. SP. I
444	TR A Sec 7	TR A Sec 7	1	2.39	2.44	17th G.



PROVENIENCE GUIDE

SA 261 1979
Card 12 of 12

FS #	PROVENIENCE	TPQ	base	TOP	BASE	ASSOCIATION
445	Tr. A Sec 7 area 2	Pueblo 2014 Fea 70 1/16" ch	1/16" ch	2.44	2.70	17th Cent 17th C.
446 ✓	Tr A Sec 7 area 11	Clear glass Pueblo 2014	1	2.40	2.73	17th C. ?
447	Tr A Sec 7 area 9	Fig Spring 2014	1	2.44	2.67	16th C. ?
448 ✓	Tr A Sec 7 area 3	1/16" ch Fea 70 2014	1/16" ch	2.43	2.68	16th C. ? 17th C. ?
449						
494	Tr A Sec 7 Fea 70 w. 1		1 bone 1/16" ch 2014	2.55	2.72	
495	Tr A Sec 7 area 13		1 bone 1/16" ch 2014	-	-	
496	Tr A Sec 7 Fea 70 w. 2		2 ch	2.71	2.87	
497	Tr A Sec 7 Fea 70 w. 1		1/16" ch	2.58	2.73	
498	Tr A Sec 7 Fea 70 w. 3		3/16" ch	2.87	3.02	
499.	Tr A Sec 7 Fea 70 w. 4 1/2		1/16" ch	3.02	3.09	
500	Tr A Sec 7 Fea 70 w. 4 1/2		-	3.09	3.16	
501	Tr A Sec 7 Fea 71 w. 1		1/16" ch	2.73	2.88	
502	Tr A Sec 7 Fea 70 w. 5		-	3.25	3.32	
503	Fea 70 w. 5 1/2		1/16" ch	3.16	3.25	
504	Tr A Sec 7 Fea 70 w. 6		1/16" ch	3.31	3.48	

